

[Home](#)[Journal Rankings](#)[Journal Search](#)[Country Rankings](#)[Country Search](#)[Compare](#)[Map Generator](#)[Help](#)[About Us](#)[? How to cite this website?](#)

SJR is developed by:




Journal Rankings

Ranking Parameters

Subject Area:
 Subject Category:
 Country: Year:
 Order By:
 Display journals with at least:

Subject Category: **Aquatic Science**.Year: **2010**.
 [Download data in MS Excel format \(34 Kb\)](#)

1 - 50 of 156 << First | < Previous | Next > | Last >>

Title	SJR	H index	Total Docs. (2010)	Total Docs. (3years)	Total Refs.	Total Cites (3years)	Citable Docs. (3years)	Cites / Doc. (2years)	Ref. / Doc.	Country
1 Zebrafish	0,293	14	40	124	1.497	170	99	1,68	37,43	
2 Fish and Fisheries	0,272	41	30	76	2.428	420	74	5,75	80,93	
3 Limnology and Oceanography	0,231	110	224	708	10.637	2.513	687	3,39	47,49	
4 Journal of Phycology	0,196	68	145	430	6.773	988	420	2,11	46,71	
5 Harmful Algae	0,192	32	90	266	4.341	1.068	259	4,17	48,23	
6 Marine Biotechnology	0,191	41	132	232	6.396	655	228	2,74	48,45	
7 Microbial Ecology	0,189	61	183	458	8.836	1.310	439	2,55	48,28	
8 Fish and Shellfish Immunology	0,181	52	280	619	12.018	1.765	599	2,87	42,92	
9 Journal of Geophysical Research	0,180	191	2.563	7.763	124.644	22.899	7.563	2,78	48,63	
10 Biological Bulletin	0,178	48	57	185	2.770	408	180	2,17	48,60	
11 Advances in Marine Biology	0,177	32	20	18	3.654	65	17	2,00	182,70	
12 II: Topical Studies in Oceanography	0,172	83	206	642	9.946	1.734	615	2,75	48,28	
13 Aquatic Microbial Ecology	0,171	61	93	308	5.311	718	306	2,12	57,11	
14 Coral Reefs	0,167	56	133	408	5.302	937	355	2,76	39,86	
15 I: Oceanographic Research Papers	0,164	71	136	386	7.236	995	363	2,40	53,21	
16 Aquatic Toxicology	0,159	70	234	574	11.371	1.949	550	3,25	48,59	
17 Saline Systems	0,156	6	12	33	617	74	33	2,56	51,42	
18 Marine Ecology - Progress Series	0,136	98	520	1.826	30.769	4.744	1.800	2,38	59,17	
19 Biofouling	0,129	41	95	164	1.217	337	161	1,88	12,81	
20 Reviews in Fisheries Science	0,129	27	14	87	1.366	172	87	1,62	97,57	
21 Marine Genomics	0,129	3	25	47	1.278	48	44	1,09	51,12	
22 Experimental Animals	0,126	21	59	145	1.834	144	137	1,12	31,08	
23 Diseases of Aquatic Organisms	0,124	55	153	417	5.803	760	409	1,60	37,93	
24 European Journal of Phycology	0,121	39	26	118	1.163	193	114	1,72	44,73	
25 Fisheries	0,119	41	62	217	1.165	219	129	1,48	18,79	
26 Freshwater Biology	0,117	78	200	581	12.635	1.846	579	2,76	63,18	
27 Reviews in Fish Biology and Fisheries	0,111	52	61	94	5.141	241	90	3,04	84,28	
28 Journal of Fish Diseases	0,109	41	116	311	3.510	551	302	1,65	30,26	
29 Marine Pollution Bulletin	0,108	70	349	950	15.623	2.330	871	2,34	44,77	

	Title	SJR	H index	Total Docs. (2010)	Total Docs. (3years)	Total Refs.	Total Cites (3years)	Citable Docs. (3years)	Cites / Doc. (2years)	Ref. / Doc.	Country
30	Journal of Plankton Research	Q1 0,106	49	143	323	7.072	599	315	1,84	49,45	
31	Marine Biology	Q1 0,104	65	234	961	12.761	2.009	937	1,93	54,53	
32	Journal of Marine Systems	Q1 0,104	51	150	557	8.248	1.113	493	2,07	54,99	
33	Canadian Journal of Fisheries and Aquatic Sciences	Q1 0,102	88	168	584	8.611	1.168	572	1,86	51,26	
34	Journal of the North American Benthological Society	Q1 0,101	60	42	214	2.380	510	208	2,29	56,67	
35	Journal of Experimental Marine Biology and Ecology	Q1 0,100	65	254	883	14.087	1.841	868	1,89	55,46	
36	Water Resources Research	Q1 0,099	92	430	1.344	20.329	3.616	1.282	2,61	47,28	
37	Continental Shelf Research	Q1 0,097	57	197	569	8.088	1.200	552	1,97	41,06	
38	Aquaculture	Q1 0,096	81	433	1.644	17.984	3.620	1.609	2,01	41,53	
39	Marine Environmental Research	Q1 0,095	50	116	311	5.000	526	286	1,67	43,10	
40	Fisheries Oceanography	Q2 0,090	46	36	114	1.924	259	114	1,84	53,44	
41	Journal of Sea Research	Q2 0,089	45	78	180	4.499	425	174	2,45	57,68	
42	ICES Journal of Marine Science	Q2 0,088	61	178	605	8.471	1.156	595	1,85	47,59	
43	Estuarine, Coastal and Shelf Science	Q2 0,085	60	270	1.070	12.628	2.294	1.039	1,93	46,77	
44	Aquatic Sciences	Q2 0,084	33	38	155	2.339	226	144	1,42	61,55	
45	Marine Ecology	Q2 0,082	26	69	188	4.097	300	181	1,32	59,38	
46	Estuaries and Coasts	Q2 0,081	55	126	298	7.109	533	289	1,71	56,42	
47	Marine Biology Research	Q2 0,080	12	55	140	2.182	185	134	1,45	39,67	
48	Marine Policy	Q2 0,079	28	177	313	6.905	667	309	2,08	39,01	
49	Botanica Marina	Q2 0,078	28	66	156	2.862	212	148	1,39	43,36	
50	Journal of Fish Biology	Q2 0,077	58	338	1.129	15.904	1.555	1.102	1,25	47,05	

1 - 50 of 156 << First | < Previous | Next > | Last >>

Scimago Lab, Copyright 2007-2011. Data Source: Scopus®

Home

Journal Rankings

Journal Search

Country Rankings

Country Search

Compare

Map Generator

Help

About Us

 How to cite this website?

SJR is developed by:



 Powered by


Journal Rankings

Ranking Parameters

Subject Area:

 Subject Category:

 Country: Year:



























 Order By:

























 Display journals with at least:

 Subject Category: **Aquatic Science**.
 Year: **2010**.

 Download data in MS Excel format (34 Kb)

51 - 100 of 156 << First | < Previous | Next > | Last >>

	Title	SJR	H index	Total Docs. (2010)	Total Docs. (3years)	Total Refs.	Total Cites (3years)	Citable Docs. (3years)	Cites / Doc. (2years)	Ref. / Doc.	Country
51	Aquatic Conservation: Marine and Freshwater Ecosystems	Q2 0,076	38	98	265	4.930	456	253	1,75	50,31	
52	Journal of Aquatic Animal Health	Q2 0,075	30	24	90	0	91	90	0,85	0,00	
53	Journal of Paleolimnology	Q2 0,074	48	161	277	8.345	670	264	2,58	51,83	
54	Phycologia	Q2 0,074	39	54	172	2.417	253	162	1,75	44,76	
55	Journal of Applied Phycology	Q2 0,073	39	191	319	6.974	464	316	1,56	36,51	
56	Hydrobiologia	Q2 0,072	64	607	1.425	30.465	2.604	1.351	1,86	50,19	
57	Aquatic Botany	Q2 0,072	47	82	301	3.343	625	298	2,17	40,77	
58	Marine Mammal Science	Q2 0,071	38	67	228	2.694	322	206	1,48	40,21	
59	Fisheries Research	Q2 0,070	45	195	635	7.262	982	603	1,57	37,24	
60	Fish Physiology and Biochemistry	Q2 0,069	43	162	169	6.756	231	158	1,44	41,70	
61	Marine and Freshwater Research	Q2 0,064	44	151	347	7.548	559	338	1,45	49,99	
62	Bulletin of Marine Science	Q2 0,064	42	49	192	2.214	245	187	0,92	45,18	
63	Transactions of the American Fisheries Society	Q2 0,063	45	0	309	0	413	309	1,19	0,00	
64	International Review of Hydrobiology	Q2 0,063	27	37	150	1.810	180	146	1,40	48,92	
65	California Cooperative Oceanic Fisheries, Investigations Reports	Q2 0,062	24	14	48	521	64	48	1,09	37,21	
66	Helgoland Marine Research	Q2 0,062	25	68	104	3.239	169	101	1,63	47,63	
67	Ecology of Freshwater Fish	Q2 0,061	27	62	194	3.179	274	191	1,24	51,27	
68	Aquaculture Nutrition	Q2 0,061	36	72	187	3.394	306	185	1,44	47,14	
69	Limnologica	Q2 0,061	18	57	97	1.905	156	93	1,38	33,42	
70	Undersea and Hyperbaric Medicine	Q2 0,061	24	51	138	1.053	82	115	0,63	20,65	
71	Journal of Shellfish Research	Q2 0,060	36	127	365	4.816	346	359	0,85	37,92	
72	Aquatic Ecology	Q2 0,059	30	72	218	3.421	314	211	1,34	47,51	
73	Aquatic Living Resources	Q2 0,059	33	42	143	1.685	147	141	0,99	40,12	
74	Fish Pathology	Q2 0,055	26	25	97	594	61	97	0,63	23,76	
75	Journal of Great Lakes Research	Q2 0,054	36	161	272	5.146	341	257	1,06	31,96	
76	Journal of Molluscan Studies	Q2 0,053	24	46	150	1.816	152	148	0,84	39,48	

	Title	SJR	H index	Total Docs. (2010)	Total Docs. (3years)	Total Refs.	Total Cites (3years)	Citable Docs. (3years)	Cites / Doc. (2years)	Ref. / Doc.	Country
77	Journal of Crustacean Biology	Q2 0,053	28	82	223	3.719	246	222	1,07	45,35	
78	Aquaculture Research	Q2 0,052	39	245	682	10.437	794	673	1,10	42,60	
79	Journal of the Marine Biological Association of the United Kingdom	Q3 0,052	36	220	630	5.867	615	624	0,85	26,67	
80	Journal of Applied Aquaculture	Q3 0,052	12	33	63	987	17	62	0,22	29,91	
81	American Malacological Bulletin	Q3 0,051	17	19	92	677	70	88	0,84	35,63	
82	Environmental Biology of Fishes	Q3 0,051	46	158	484	5.799	387	450	0,76	36,70	
83	North American Journal of Fisheries Management	Q3 0,051	36	0	317	0	274	310	0,92	0,00	
84	Water Environment Research	Q3 0,050	39	120	547	1.307	368	513	0,66	10,89	
85	Fisheries Management and Ecology	Q3 0,050	24	57	175	2.155	219	169	0,77	37,81	
86	Scientia Marina	Q3 0,050	35	85	237	3.485	287	236	1,15	41,00	
87	Aquaculture, Economics and Management	Q3 0,049	10	18	61	573	40	58	0,39	31,83	
88	Fundamental and Applied Limnology	Q3 0,049	38	40	238	1.970	254	235	1,01	49,25	
89	Aquacultural Engineering	Q3 0,049	30	36	136	1.254	142	133	0,91	34,83	
90	CCAMLR Science	Q3 0,049	18	13	32	448	35	25	1,10	34,46	
91	Fisheries Science	Q3 0,048	34	120	547	3.573	408	539	0,71	29,78	
92	Fishery Bulletin	Q3 0,048	37	38	141	1.329	138	141	0,69	34,97	
93	Wetlands Ecology and Management	Q3 0,048	28	58	134	3.025	146	119	1,09	52,16	
94	Diatom Research	Q3 0,046	18	36	106	1.038	98	98	1,06	28,83	
95	Aquaculture International	Q3 0,046	26	147	151	5.326	157	149	0,83	36,23	
96	AACL Bioflux	Q3 0,045	3	52	43	1.145	34	43	0,79	22,02	
97	Plankton and Benthos Research	Q3 0,045	6	23	74	732	56	74	0,86	31,83	
98	Lake and Reservoir Management	Q3 0,045	9	19	116	583	57	112	0,41	30,68	
99	Aquatic Ecosystem Health and Management	Q3 0,043	15	57	156	1.437	109	148	0,63	25,21	
100	Journal of Applied Ichthyology	Q3 0,043	27	204	458	6.363	414	444	0,91	31,19	

51 - 100 of 156 << First | < Previous | Next > | Last >>

Scimago Lab, Copyright 2007-2011. Data Source: Scopus®

[Home](#)[Journal Rankings](#)[Journal Search](#)[Country Rankings](#)[Country Search](#)[Compare](#)[Map Generator](#)[Help](#)[About Us](#)[? How to cite this website?](#)

SJR is developed by:




Journal Rankings

Ranking Parameters

Subject Area:

Subject Category:

Country:

Order By:









Year:

Display journals with at least:

Subject Category: **Aquatic Science**.Year: **2010**.
 [Download data in MS Excel format \(34 Kb\)](#)

101 - 150 of 156 << First | < Previous | Next > | Last >>

	Title	SJR	H index	Total Docs. (2010)	Total Docs. (3years)	Total Refs.	Total Cites (3years)	Citable Docs. (3years)	Cites / Doc. (2years)	Ref. / Doc.	Country
101	Annales de Limnologie	Q3 0,043	15	28	83	1.281	87	82	0,91	45,75	
102	Marine and Freshwater Behaviour and Physiology	Q3 0,043	18	29	73	1.142	62	71	0,71	39,38	
	New Zealand Journal of Marine and Freshwater Research	Q3 0,042	33	0	162	0	99	159	0,59	0,00	
104	Journal of the World Aquaculture Society	Q3 0,040	31	110	240	3.612	187	235	0,74	32,84	
105	Neotropical Ichthyology	Q3 0,040	11	75	216	2.920	214	215	0,86	38,93	
106	Ciencias Marinas	Q3 0,040	13	33	118	1.083	73	115	0,58	32,82	
107	Bulletin of the European Association of Fish Pathologists	Q3 0,039	22	28	99	597	45	94	0,38	21,32	
108	Aquatic Mammals	Q3 0,039	4	42	96	1.468	51	92	0,55	34,95	
109	Ichthyological Exploration of Freshwaters	Q3 0,038	7	18	100	633	70	100	0,62	35,17	
110	Cahiers de Biologie Marine	Q3 0,038	19	51	118	1.425	81	116	0,53	27,94	
111	Vie et Milieu	Q3 0,038	19	27	87	1.190	41	85	0,44	44,07	
112	Israeli Journal of Aquaculture - Bamidgeh	Q3 0,037	13	26	96	592	67	95	0,54	22,77	
113	Veliger	Q3 0,037	15	8	15	272	4	15	0,00	34,00	
114	North American Journal of Aquaculture	Q3 0,036	22	0	125	0	69	125	0,57	0,00	
115	Russian Journal of Marine Biology	Q3 0,036	8	68	196	2.084	54	196	0,25	30,65	
116	Marine Fisheries Review	Q3 0,036	17	8	28	336	16	24	0,62	42,00	
117	Turkish Journal of Fisheries and Aquatic Sciences	Q3 0,036	4	74	74	2.412	47	74	0,64	32,59	
118	Thalassas	Q4 0,036	1	18	15	576	1	15	0,07	32,00	
119	Journal of Agricultural and Resource Economics	Q4 0,035	22	34	79	1.345	57	79	0,81	39,56	
120	Crustaceana	Q4 0,035	20	107	359	2.995	214	353	0,60	27,99	
121	Gayana	Q4 0,034	6	19	80	621	40	80	0,36	32,68	
122	Cryptogamie, Algologie	Q4 0,034	15	23	62	1.514	31	61	0,37	65,83	
123	Marine Biodiversity	Q4 0,033	15	39	51	2.011	18	49	0,33	51,56	
124	Acta Ichthyologica et Piscatoria	Q4 0,033	9	28	70	856	32	70	0,45	30,57	
125	Limnetica	Q4 0,033	7	34	88	1.452	44	87	0,52	42,71	
126	Journal of Freshwater Ecology	Q4 0,032	19	81	256	2.302	91	251	0,34	28,42	
127	Acta Oceanologica Sinica	Q4 0,032	10	56	229	1.704	67	228	0,24	30,43	
128	International Journal of Oceans and Oceanography	Q4 0,032	2	6	22	110	7	22	0,00	18,33	

	Title	SJR	H index	Total Docs. (2010)	Total Docs. (3years)	Total Refs.	Total Cites (3years)	Citable Docs. (3years)	Cites / Doc. (2years)	Ref. / Doc.	Country
129	Journal of Aquatic Plant Management	Q4 0,032	16	0	90	0	23	90	0,25	0,00	
130	Nautilus	Q4 0,032	10	24	82	598	26	76	0,39	24,92	
131	Pan-American Journal of Aquatic Sciences	Q4 0,031	3	32	79	1.104	35	75	0,47	34,50	
132	California Fish and Game	Q4 0,031	10	14	45	245	8	44	0,08	17,50	
133	International Journal of Agricultural Resources, Governance and Ecology	Q4 0,031	9	0	94	0	44	91	0,62	0,00	
134	Soil and Water Research Knowledge and	Q4 0,030	4	22	77	409	26	76	0,23	18,59	
135	Management of Aquatic Ecosystems	Q4 0,030	3	18	35	784	8	35	0,23	43,56	
136	Journal of Conchology	Q4 0,030	11	0	60	0	15	58	0,16	0,00	
137	Revista de Biologia Marina y Oceanografia	Q4 0,030	11	42	152	1.401	48	152	0,32	33,36	
138	Bulletin of the Plankton Society of Japan	Q4 0,030	9	9	58	327	9	56	0,21	36,33	
139	NiWA Biodiversity Memoirs	Q4 0,030	7	1	1	155	0	1	0,00	155,00	
140	NAFO Scientific Council Studies	Q4 0,030	9	1	6	8	1	5	0,25	8,00	
141	Latin American Journal of Aquatic Research	Q4 0,030	11	46	96	1.813	38	96	0,41	39,41	
142	Archives of Polish Fisheries	Q4 0,028	2	30	23	796	10	23	0,43	26,53	
143	Nippon Suisan Gakkaishi	Q4 0,028	13	37	379	476	44	364	0,08	12,86	
144	Japanese Journal of Limnology	Q4 0,027	10	4	56	122	6	54	0,00	30,50	
145	Journal of Ichthyology	Q4 0,027	4	115	263	3.632	44	261	0,19	31,58	
146	Revista MVZ Cordoba	Q4 0,027	2	39	83	896	10	79	0,13	22,97	
147	Wetland Science	Q4 0,027	4	45	191	1.136	43	191	0,20	25,24	
148	Ocean and Polar Research	Q4 0,026	7	45	120	1.528	13	115	0,15	33,96	
149	Boletim do Instituto de Pesca	Q4 0,026	1	23	30	752	4	30	0,13	32,70	
150	Antarctic Record	Q4 0,026	7	11	44	184	3	44	0,09	16,73	

101 - 150 of 156 << First | < Previous | Next > | Last >>

Scimago Lab, Copyright 2007-2011. Data Source: Scopus®

[Home](#)[Journal Rankings](#)[Journal Search](#)[Country Rankings](#)[Country Search](#)[Compare](#)[Map Generator](#)[Help](#)[About Us](#)[? How to cite this website?](#)

SJR is developed by:




Journal Rankings

Ranking Parameters

Subject Area:

Subject Category:


Country: Year:

























Order By:

Display journals with at least:

Subject Category: **Water Science and Technology.**Year: **2010.**
 [Download data in MS Excel format \(24 Kb\)](#)

1 - 50 of 110 << First | < Previous | Next > | Last >>

Title	SJR	H index	Total Docs. (2010)	Total Docs. (3years)	Total Refs.	Total Cites (3years)	Citable Docs. (3years)	Cites / Doc. (2years)	Ref. / Doc.	Country
1 Cryosphere	 0,304	7	38	30	1.643	97	30	3,23	43,24	
2 Water Research	 0,220	126	616	1.554	24.622	7.416	1.518	4,51	39,97	
3 Journal of Geophysical Research	 0,180	191	2.563	7.763	124.644	22.899	7.563	2,78	48,63	
4 Saline Systems	 0,156	6	12	33	617	74	33	2,56	51,42	
5 Journal of Water and Health	 0,133	22	76	202	2.991	387	199	1,62	39,36	
6 Journal of Hydro-Environment Research	 0,120	5	52	68	997	64	60	1,16	19,17	
7 Water Resources Research	 0,099	92	430	1.344	20.329	3.616	1.282	2,61	47,28	
8 Environmental Toxicology	 0,096	38	73	239	2.945	420	238	1,62	40,34	
9 Hydrology and Earth System Sciences	 0,090	40	176	427	7.986	1.283	417	2,68	45,38	
10 Desalination	 0,087	56	726	2.285	17.678	4.531	2.265	1,81	24,35	
11 Environmental Geochemistry and Health	 0,085	26	74	214	2.448	347	196	1,66	33,08	
12 Hydrobiological Processes	 0,079	70	325	1.118	14.694	2.518	1.021	2,24	45,21	
13 Water Resources Management	 0,078	28	238	436	8.982	1.081	414	2,22	37,74	
14 Aquatic Conservation: Marine and Freshwater Ecosystems	 0,076	38	98	265	4.930	456	253	1,75	50,31	
15 Clean - Soil, Air, Water	 0,074	25	141	315	4.865	477	294	1,46	34,50	
16 Clay and Clay Minerals	 0,073	48	69	191	2.898	317	186	1,66	42,00	
17 Hydrobiologia	 0,072	64	607	1.425	30.465	2.604	1.351	1,86	50,19	
18 Water, Air, and Soil Pollution	 0,072	54	484	892	18.642	1.367	784	1,58	38,52	
19 Irrigation Science	 0,071	26	57	152	1.931	343	141	2,11	33,88	
20 International Review of Hydrobiology	 0,063	27	37	150	1.810	180	146	1,40	48,92	
21 Journal of the American Water Resources Association	 0,062	46	76	372	3.729	559	347	1,38	49,07	
22 Stochastic Environmental Research and Risk Assessment	 0,062	23	126	238	4.505	388	221	1,80	35,75	
23 Water Policy	 0,061	23	70	170	2.435	165	167	0,86	34,79	
24 Hydrogeology Journal	 0,061	38	152	418	6.287	604	394	1,34	41,36	
25 Hydrological Sciences	 0,061	43	91	276	3.231	499	251	1,75	35,51	
26 Journal/Journal des Sciences, Hydrologiques	 0,061	43	91	276	3.231	499	251	1,75	35,51	
27 River Research and Applications	 0,060	44	89	267	4.547	452	255	1,54	51,09	

	Title	SJR	H index	Total Docs. (2010)	Total Docs. (3years)	Total Refs.	Total Cites (3years)	Citable Docs. (3years)	Cites / Doc. (2years)	Ref. / Doc.	Country	
27	Water Science and Technology	Q1	0,059	74	723	1.959	15.980	1.848	1.925	0,90	22,10	
28	Ground Water	Q1	0,058	48	113	344	2.763	419	262	1,33	24,45	
29	Ground Water Monitoring and Remediation	Q2	0,056	27	47	116	999	99	97	1,26	21,26	
30	Nordic Hydrology	Q2	0,055	22	41	118	1.479	159	114	1,10	36,07	
31	Journal of Hydraulic Engineering	Q2	0,054	50	172	553	3.703	654	438	1,24	21,53	
32	Water, Air, and Soil Pollution: Focus	Q2	0,054	17	0	197	0	183	178	0,74	0,00	
33	Natural Hazards	Q2	0,051	31	254	404	9.573	501	366	1,25	37,69	
34	Geography Compass	Q2	0,051	6	111	126	9.321	179	124	1,44	83,97	
35	Journal of Water Supply: Research and Technology - AQUA	Q2	0,051	23	50	169	1.218	130	166	0,69	24,36	
36	Water Environment Research	Q2	0,050	39	120	547	1.307	368	513	0,66	10,89	
37	Journal of Hydroinformatics	Q2	0,050	10	36	82	1.327	120	74	1,30	36,86	
38	Journal of Water Resources Planning and Management - ASCE	Q2	0,050	44	98	203	2.830	329	174	1,68	28,88	
39	Journal of Hydrologic Engineering - ASCE	Q2	0,049	37	147	413	3.875	528	354	1,09	26,36	
40	Limnology	Q2	0,049	13	60	92	2.125	87	89	0,83	35,42	
41	Environmental Earth Sciences	Q2	0,049	45	531	1.407	19.387	1.501	1.345	0,98	36,51	
42	Journal of Irrigation and Drainage Engineering - ASCE	Q2	0,048	32	129	346	2.411	470	275	1,45	18,69	
43	Journal of the American Water Works Association	Q2	0,045	44	195	555	1.523	183	408	0,43	7,81	
44	AACL Bioflux	Q2	0,045	3	52	43	1.145	34	43	0,79	22,02	
45	Cryosphere Discussions	Q2	0,045	4	75	42	2.979	20	42	0,48	39,72	
46	Lake and Reservoir Management	Q2	0,045	9	19	116	583	57	112	0,41	30,68	
47	Estonian Journal of Earth Sciences	Q2	0,044	11	27	84	1.067	83	79	0,91	39,52	
48	Journal of Limnology	Q2	0,044	21	49	98	2.403	89	97	1,09	49,04	
49	Journal of Hydraulic Research/De Recherches Hydrauliques	Q2	0,043	30	131	360	2.885	314	302	1,02	22,02	
50	Iranian Journal of Environmental Health Science and Engineering	Q2	0,043	5	21	123	547	96	123	0,80	26,05	

1 - 50 of 110 << First | < Previous | Next > | Last >>

Scimago Lab, Copyright 2007-2011. Data Source: Scopus®

[Home](#)[Journal Rankings](#)[Journal Search](#)[Country Rankings](#)[Country Search](#)[Compare](#)[Map Generator](#)[Help](#)[About Us](#)[? How to cite this website?](#)

SJR is developed by:




Journal Rankings

Ranking Parameters

Subject Area:


Subject Category:


Country: Year:

Order By:

Display journals with at least:

Subject Category: **Water Science and Technology.**Year: **2010.**
 [Download data in MS Excel format \(24 Kb\)](#)
51 - 100 of 110 << [First](#) | [Previous](#) | [Next](#) > | [Last](#) >>

	Title	SJR	H index	Total Docs. (2010)	Total Docs. (3years)	Total Refs.	Total Cites (3years)	Citable Docs. (3years)	Cites / Doc. (2years)	Ref. / Doc.	Country
51	Journal of Waterway, Port, Coastal and Ocean Engineering	 0,042	28	27	118	716	86	109	0,62	26,52	
52	Practice Periodical of Hazardous, Toxic, and Radioactive Waste Management	 0,042	12	35	108	1.145	64	96	0,69	32,71	
53	Water Management	 0,041	9	55	127	1.080	80	103	0,75	19,64	
54	Water S.A.	 0,041	30	79	281	2.820	212	278	0,63	35,70	
55	International Agrophysics	 0,040	10	49	152	1.234	119	152	0,75	25,18	
56	Water International	 0,040	22	57	149	1.533	82	132	0,57	26,89	
57	Water Resources	 0,040	6	82	225	2.058	33	224	0,13	25,10	
58	International Journal of River Basin Management	 0,040	5	12	102	510	60	100	0,61	42,50	
59	Hydrology and Earth System Sciences Discussions	 0,039	9	252	431	10.546	155	429	0,34	41,85	
60	Canadian Water Resources Journal	 0,039	12	20	88	813	58	78	0,61	40,65	
61	Water and Environment Journal	 0,038	9	28	111	589	65	103	0,70	21,04	
62	Geocarto International Shuikexue	 0,038	12	48	94	1.388	26	78	0,39	28,92	
63	Jinzhao/Advances in Water Science	 0,038	10	119	418	2.127	292	418	0,69	17,87	
64	International Journal of Water Resources Development	 0,037	18	45	139	1.205	97	130	0,79	26,78	
65	Desalination and Water Treatment	 0,037	6	467	499	11.285	320	491	0,65	24,16	
66	Lakes and Reservoirs: Research and Management	 0,037	18	28	93	1.094	61	86	0,81	39,07	
67	Urban Water Journal	 0,036	7	28	89	1.165	51	85	0,68	41,61	
68	Grundwasser	 0,036	11	21	72	535	26	54	0,31	25,48	
69	Journal of Hydrology: New Zealand	 0,035	9	7	22	152	13	22	0,57	21,71	
70	Water Quality Research Journal of Canada	 0,035	26	25	107	915	46	105	0,30	36,60	
71	Turkish Journal of Engineering and Environmental Sciences	 0,035	13	25	94	438	42	94	0,45	17,52	
72	eEarth	 0,034	2	1	8	67	5	8	0,63	67,00	
73	China Ocean Engineering	 0,034	11	61	188	1.227	105	188	0,48	20,11	
74	Irrigation and Drainage	 0,034	14	51	196	1.110	114	189	0,43	21,76	

	Title	SJR	H index	Total Docs. (2010)	Total Docs. (3years)	Total Refs.	Total Cites (3years)	Citable Docs. (3years)	Cites / Doc. (2years)	Ref. / Doc.	Country	
75	Vodohospodarsky Casopis/Journal of Hydrology and Hydromechanics	Q3	0,034	5	27	73	614	35	73	0,60	22,74	
76	International Journal of Sustainable Energy	Q3	0,034	8	22	52	483	28	51	0,49	21,95	
77	Journal of Flood Risk Management	Q3	0,032	3	32	36	1.107	22	31	0,71	34,59	
78	Knowledge and Management of Aquatic Ecosystems	Q3	0,030	3	18	35	784	8	35	0,23	43,56	
79	Water History	Q3	0,030	1	15	3	669	0	1	0,00	44,60	
80	Water Quality, Exposure and Health	Q3	0,030	1	11	1	403	0	1	0,00	36,64	
81	Ecology and Hydrobiology	Q3	0,030	10	9	97	407	24	96	0,25	45,22	
82	Acta Agriculturae Slovenica	Q3	0,029	4	38	142	968	38	142	0,27	25,47	
83	Northeastern Geology and Environmental Sciences	Q3	0,029	8	0	41	0	9	40	0,05	0,00	
84	Journal of Spatial Hydrology	Q4	0,029	2	8	24	231	5	24	0,08	28,88	
85	IWMI Research Report	Q4	0,028	1	1	3	53	1	3	0,33	53,00	
86	Australian Journal of Water Resources	Q4	0,028	2	16	26	416	3	22	0,14	26,00	
87	Journal of Water Chemistry and Technology	Q4	0,028	2	54	152	1.082	14	151	0,12	20,04	
88	International Journal of Water	Q4	0,028	4	15	49	488	10	49	0,16	32,53	
89	Houille Blanche	Q4	0,028	7	56	245	666	33	239	0,13	11,89	
90	eEarth Discussions	Q4	0,028	1	0	7	0	2	7	0,29	0,00	
91	Archives of Hydroengineering and Environmental Mechanics	Q4	0,027	6	4	33	96	6	33	0,06	24,00	
92	Journal of the New England Water Works Association	Q4	0,027	4	18	55	84	4	53	0,08	4,67	
93	Contribution - University of California, Water Resources Center	Q4	0,027	0	1	2	15	0	2	0,00	15,00	
94	IRRIGA	Q4	0,027	3	19	135	395	37	135	0,22	20,79	
95	Terra	Q4	0,027	6	21	53	552	7	41	0,07	26,29	
96	Journal of Environmental Hydrology	Q4	0,027	5	26	89	679	15	89	0,16	26,12	
97	FOG - Freiberg Online Geoscience	Q4	0,026	1	1	45	62	3	44	0,07	62,00	
98	Techniques - Sciences - Methodes	Q4	0,026	5	102	380	690	14	345	0,04	6,76	
99	Geographische Raudschau	Q4	0,026	8	89	377	1.646	37	345	0,11	18,49	
100	Ingenieria Hidraulica en Mexico	Q4	0,026	5	0	134	0	7	133	0,06	0,00	

51 - 100 of 110 << First | < Previous | Next > | Last >>

Scimago Lab, Copyright 2007 -2011. Data Source: Scopus®